

Singapore Bond Fund

Monthly Fund Factsheet
as of 31 August 2019

Investment Objective

The objective of this sub-fund is to provide a medium to long-term capital appreciation by investing mainly in investment grade government/quasi-sovereign bonds, corporate bonds and money market securities denominated in Singapore Dollars.

Investment Scope

The types of securities that this sub-fund may invest in include, but are not limited to fixed income instruments (deemed or rated investment grade), bank deposits, money market securities, currency forwards and futures. The sub-fund may also invest in high quality unsecured or unrated bonds. The sub-fund is denominated in Singapore Dollars.

Fund Details

Launch Date	1 March 2000
Fund Size	S\$314.46 million
Initial Sales Charge	Please refer to “Fees and Charges” in section 4 of the Product Summary for ILP.
Annual Management Fee	0.5% p.a. The Annual Management Fee is not guaranteed and may be reviewed from time to time. However, it shall not exceed 2.0% of the sub-fund balance at any point of time.
Custodian	The Bank of New York Mellon ^[1]
Dealing Frequency	Every business day
Inclusion in CPFIS	Yes (CPF OA and CPF SA)
CPFIS Risk Classification	Low to Medium Risk, Narrowly Focused – Country – Singapore
Fund Manager	NTUC Income Insurance Co-operative Limited
Sub-Investment Manager	Fullerton Fund Management Company Ltd ^[2]
Benchmark	Markit iBoxx ALBI Singapore Government 3+ Index
Structure	Single Fund

With effect from 31 May 2017, the benchmark, UOB Singapore Government Bond Index Long has been replaced by Markit iBoxx ALBI Singapore Government 3+ Index.

Top 10 holdings

August 2019	S\$ (mil)	% of NAV	August 2019	S\$ (mil)	% of NAV
Singapore Government Bonds 2.875% 010930	51.4	16.3	CMT MTN Pte Ltd Capita 3.48% 060824	7.5	2.4
Singapore Government Bonds 3.375% 010933	30.0	9.5	Mapletree Trea 2.85% 290825	7.0	2.2
Singapore Government Bonds 2.75% 010346	24.7	7.9	Singapore Government Bonds 2.375% 010739	7.0	2.2
Singapore Government Bonds 2.375% 010625	17.7	5.6	ABN Amro Bank 4.75% 010426	6.5	2.1
Singapore Government Bonds 2.75% 010442	16.8	5.4	Aust & NZ Bank 3.75% 230327	6.2	2.0

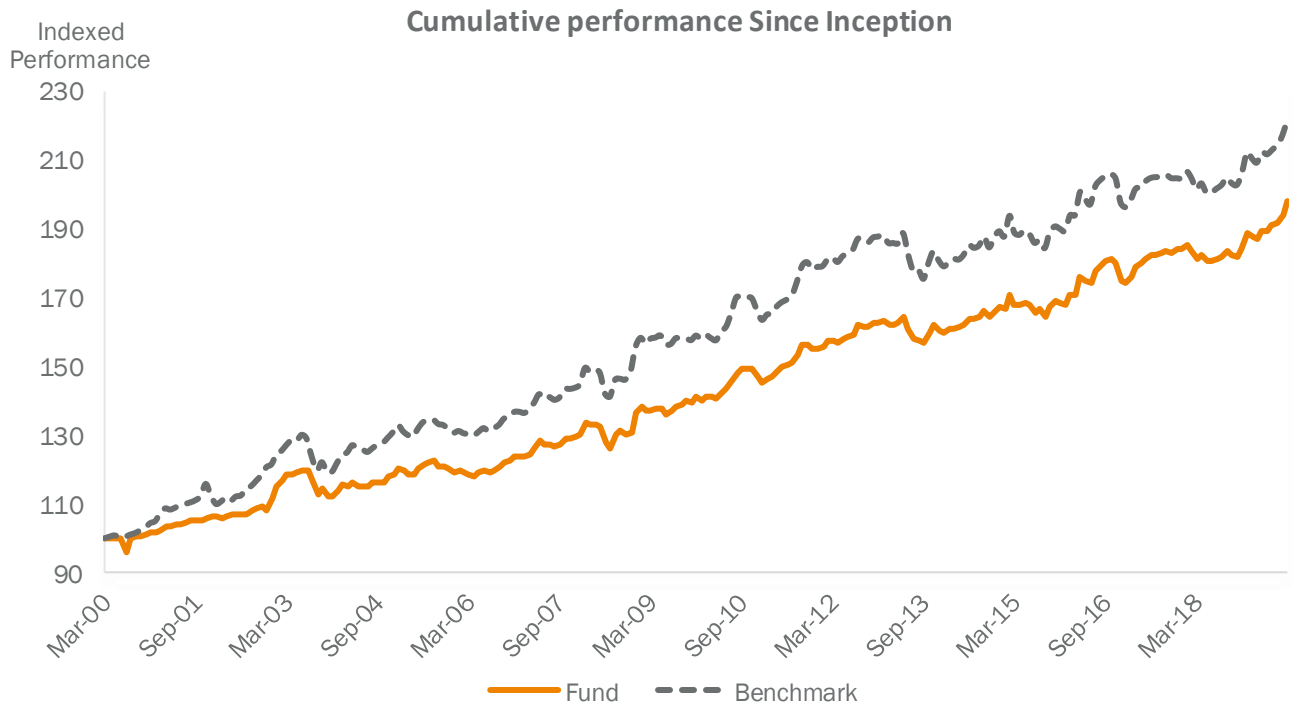
Important: Any differences in the total and percentage of the Net Asset figures are the result of rounding off.

Singapore Bond Fund

Monthly Fund Factsheet
as of 31 August 2019

Fund performance vs benchmark

	1-month	3-month	6-month	1-year	3-year [^]	5-year [^]	10-year [^]	Since inception [^]
Singapore Bond Fund	2.11	3.88	6.11	7.90	3.19	3.59	3.61	3.57
Benchmark	2.21	4.16	6.00	8.29	2.61	3.39	3.44	4.16



The returns are calculated using bid-to-bid prices, in Singapore dollar terms, with dividends and distributions reinvested.

[^]Returns above one year are annualized. Past performance is not indicative of future performance. Fees & charges payable through deduction of premium or cancellation of units are excluded from this calculation.

Volatility

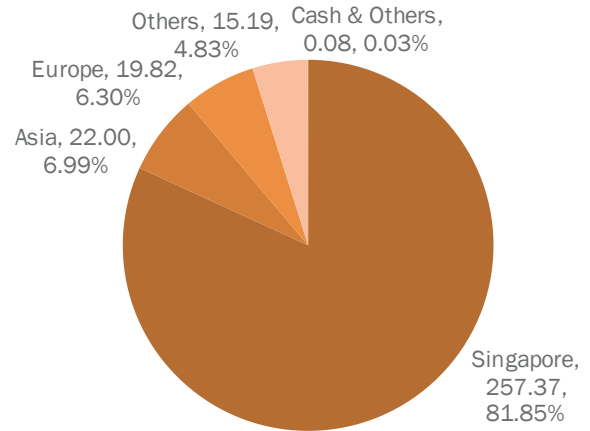
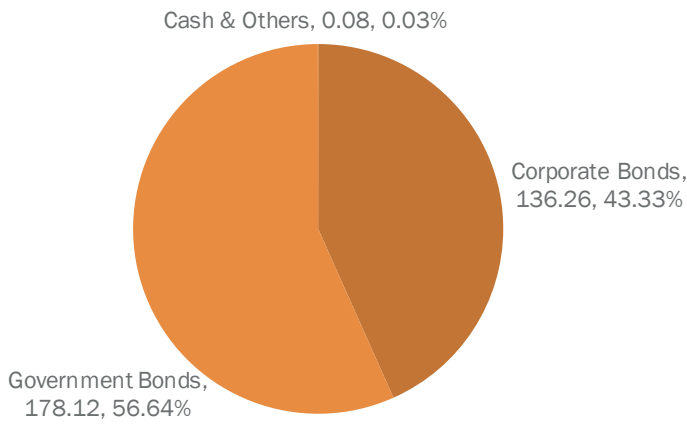
	3-year (annualised)
Singapore Bond Fund	3.46

Calculated using bid-bid prices in Singapore Dollar terms, with dividends and distribution reinvested.

Singapore Bond Fund

Monthly Fund Factsheet
as of 31 August 2019

Asset and country allocation as of 31 August 2019



Important: Any differences in the total and percentage of the Net Asset figures are the result of rounding off. Amounts are in S\$ (mil).

IMPORTANT NOTES

The Singapore Bond Fund is an Investment-Linked Plan (ILP) fund issued by NTUC Income Insurance Co-operative Limited (Unique Entity Number No. S97CS0162D), a co-operative society registered in Singapore and having its registered address office at 75 Bras Basah Road, NTUC Income Centre, Singapore 189557. The information in this fund factsheet is for informational use only. A product summary relating to the fund is available and may be obtained through NTUC Income. A potential investor should read the product summary before deciding whether to subscribe for units in the fund. Investments are subject to investment risks including the possible loss of the principal amount invested. Past performance, as well as the prediction, projection or forecast on the economy, securities markets or the economic trends of the markets targeted by the fund are not necessarily indicative of the future or likely performance of the fund. The fund returns are calculated on the assumption that all dividends and distributions are reinvested, taking into account all charges which would have been payable upon such reinvestment. The performance of the fund is not guaranteed and the value of units in the fund and the income accruing to the units, if any, may fall or rise. Any opinion or estimate contained in this document is subject to change without notice.

[1] Effective 2 July 2018, the custodian of the sub-fund is The Bank of New York Mellon.

[2] From 17 September 2018, Fullerton will be the Sub-Investment Manager of the sub-fund.

Information correct as of 31 August 2019

NTUC Income Insurance Co-operative Limited

Income Centre 75 Bras Basah Road Singapore 189557 • Tel: 6788 1777 • Fax: 6338 1500 • Email: csquery@income.com.sg • Website: www.income.com.sg

an NTUC Social Enterprise