

Investment Objective

To achieve long-term capital appreciation by investing in a diversified global portfolio of equity securities issued by companies considered to be in compliance with Islamic guidelines. This sub-fund is designed based on Islamic principles.

Investment Scope

The sub-fund invests in the global equity markets via instruments that are Shariah compliant. The sub-fund is denominated in Singapore Dollars.

Fund Details

| | |
|---------------------------|--|
| Launch Date | 1 September 1995 |
| Fund Size | S\$18.55 million |
| Initial Sales Charge | Please refer to "Fees and Charges" in section 4 of the Product Summary for ILP. |
| Annual Management Fee | 1.0% p.a. The Annual Management Fee is not guaranteed and may be reviewed from time to time. However, it shall not exceed 2.0% of the sub-fund balance at any point in time. |
| Custodian | The Bank of New York Mellon ^[4] |
| Dealing Frequency | Every business day |
| Inclusion in CPFIS | N.A. |
| CPFIS Risk Classification | N.A. |
| Fund Manager | NTUC Income Insurance Co-operative Limited |
| Sub-Investment Manager | Wellington Management Singapore Pte Ltd |
| Benchmark | S&P BMI Global Shari'ah Index in Singapore Dollars |
| Structure | Single Fund |

Top 10 holdings

| August 2019 | S\$ (mil) | % of NAV | August 2019 | S\$ (mil) | % of NAV |
|-------------------------|-----------|----------|------------------|-----------|----------|
| Microsoft Corporation | 0.9 | 4.8 | Coca Cola Co/The | 0.4 | 2.2 |
| Nestle SA | 0.7 | 3.8 | Home Depot Inc | 0.4 | 2.0 |
| Alphabet Inc | 0.6 | 3.2 | Apple Inc | 0.4 | 1.9 |
| Procter & Gamble Co/The | 0.5 | 2.7 | Novartis AG | 0.3 | 1.8 |
| Visa Inc | 0.4 | 2.2 | Facebook Inc | 0.3 | 1.7 |

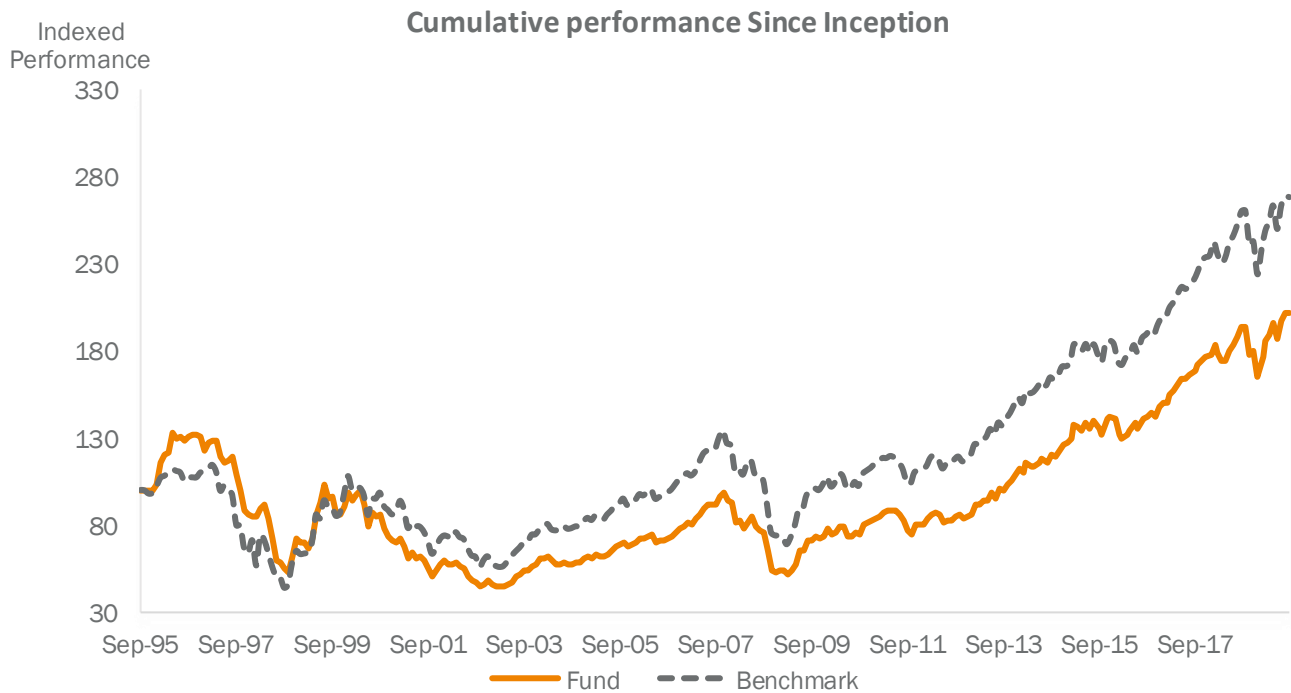
Important: Any differences in the total and percentage of the Net Asset figures are the result of rounding off.

Takaful Fund

Monthly Fund Factsheet
as of 31 August 2019

Fund performance vs benchmark

| | 1-month | 3-month | 6-month | 1-year | 3-year [^] | 5-year [^] | 10-year [^] | Since inception [^] |
|------------------------|---------|---------|---------|--------|---------------------|---------------------|----------------------|------------------------------|
| Takaful Fund | 0.00 | 8.24 | 8.53 | 4.32 | 12.28 | 10.92 | 11.08 | 2.96 |
| Benchmark ¹ | -0.11 | 7.32 | 7.86 | 3.10 | 12.33 | 10.25 | 10.62 | 4.19 |



The returns are calculated using bid-to-bid prices, in Singapore dollar terms, with dividends and distributions reinvested.

[^]Returns above one year are annualized. Past performance is not indicative of future performance. Fees & charges payable through deduction of premium or cancellation of units are excluded from this calculation.

¹ Note to our Policyholders on Revision of Benchmark Return:

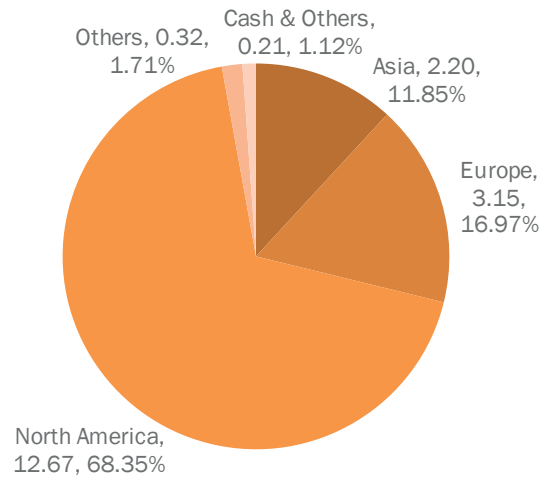
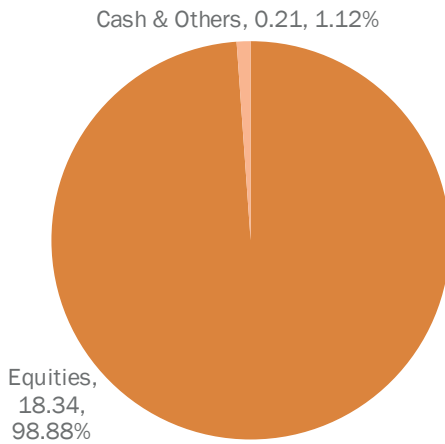
Effective from 1 April 2011, dividend reinvested has been included in the returns of the Benchmark to achieve a better comparison of the Fund performance against its Benchmark. The historical Benchmark returns for the period from 1 July 2010 to 31 March 2011 have therefore been revised.

Volatility

| | Annual Volatility (%) |
|--------------|-----------------------|
| Takaful Fund | 11.28 |

Calculated using bid-bid prices in Singapore Dollar terms, with dividends and distribution reinvested.

Asset and country allocation as of 31 August 2019



Important: Any differences in the total and percentage of the Net Asset figures are the result of rounding off. Amounts are in S\$ (mil).

IMPORTANT NOTES

The Takaful Fund is an Investment-Linked Plan (ILP) fund issued by NTUC Income Insurance Co-operative Limited (Unique Entity Number No. S97CS0162D), a co-operative society registered in Singapore and having its registered address office at 75 Bras Basah Road, NTUC Income Centre, Singapore 189557. The information in this fund factsheet is for informational use only. A product summary relating to the fund is available and may be obtained through NTUC Income. A potential investor should read the product summary before deciding whether to subscribe for units in the fund. Investments are subject to investment risks including the possible loss of the principal amount invested. Past performance, as well as the prediction, projection or forecast on the economy, securities markets or the economic trends of the markets targeted by the fund are not necessarily indicative of the future or likely performance of the fund. The fund returns are calculated on the assumption that all dividends and distributions are reinvested, taking into account all charges which would have been payable upon such reinvestment. The performance of the fund is not guaranteed and the value of units in the fund and the income accruing to the units, if any, may fall or rise. Any opinion or estimate contained in this document is subject to change without notice.

[1] Effective 2 July 2018, the custodian of the sub-fund is The Bank of New York Mellon.

Information correct as of 31 August 2019

NTUC Income Insurance Co-operative Limited

Income Centre 75 Bras Basah Road Singapore 189557 • Tel: 6788 1777 • Fax: 6338 1500 • Email: csquery@income.com.sg • Website: www.income.com.sg

an NTUC Social Enterprise