

Investment Objective

The Global Income Fund aims to provide income and capital growth over the medium to long-term by investing primarily in global equities and global fixed income securities directly or indirectly through the use of investment funds or financial derivative instruments (including, but not limited to, futures, options and credit default swaps).

The sub-fund currently offers a monthly distribution pay-out feature. Distributions are not guaranteed and can be made out of the income, capital gains and/or capital of the sub-fund.

Investment Scope

The sub-fund intends to achieve the objective by investing all or substantially all of its assets in Schroder International Selection Fund Global Multi-Asset Income ("underlying fund") in SGD Hedged A Distribution Share Class. The underlying fund invests at least two-thirds of its assets directly or indirectly through derivatives in equity and equity-related securities, fixed income securities and alternative asset classes. As the underlying fund is index-unconstrained it is managed without reference to an index.

The sub-fund is denominated in Singapore Dollars.

Further information on the exposure to alternative asset classes, can be found in Appendix III, section "Fund Details" of the underlying fund's Luxembourg Prospectus available at <https://www.schroders.com/getfunddocument?oid=1.9.116178>.

Fund Details

Launch Date	26 March 2015
Fund Size	S\$85.58 million
Initial Sales Charge	Please refer to "Fees and Charges" in section 4 of the Product Summary for ILP.
Annual Management Fee	1.25% p.a. which includes management fee charged by the investment manager of the Schroder International Selection Fund Global Multi-Asset Income. The Annual Management Fee is not guaranteed and may be reviewed from time to time. However, it shall not exceed 2.0% of the sub-fund balance at any point of time.
Custodian	The Bank of New York Mellon ^[1]
Dealing Frequency	Every business day
Inclusion in CPFIS	N.A.
CPFIS Risk Classification	N.A.
Fund Manager	NTUC Income Insurance Co-operative Limited
Investment Manager of the Underlying Fund	Schroder Investment Management Limited
Reference Benchmark	The Global Income fund is unconstrained and therefore not managed with reference to a benchmark.
Structure	Single Fund

Top 10 holdings

Global Income Fund

August 2019	S\$ (mil)	% of NAV
Schroder International Selection Fund - Global Multi-Asset Income	85.4	99.8

Schroder International Selection Fund Global Multi-Asset Income[^]

August 2019	S\$ (mil)	% of NAV	August 2019	S\$ (mil)	% of NAV
CCO Holdings LLC 5.375% 010629	30.2	0.8	Sprint Capital Corporation 6.875% 151128	18.3	0.5
Bank of America Corp Perp 7.25% 311249	23.5	0.6	Tenet Healthcare Corporation 4.875% 010126	18.3	0.5
Microsoft Corporation	22.7	0.6	Virgin Media Secured Finance Plc 5.5% 150529	18.3	0.5
Wells Fargo & Co Series L Perp 7.5% 311249	22.7	0.6	Cheniere Energy Partners LP 5.625% 011026	17.9	0.5
Apple Inc	20.7	0.5	Ally Financial Inc T2 5.75% 201125	15.5	0.4

Important: Any differences in the total and percentage of the Net Asset figures are the result of rounding off.

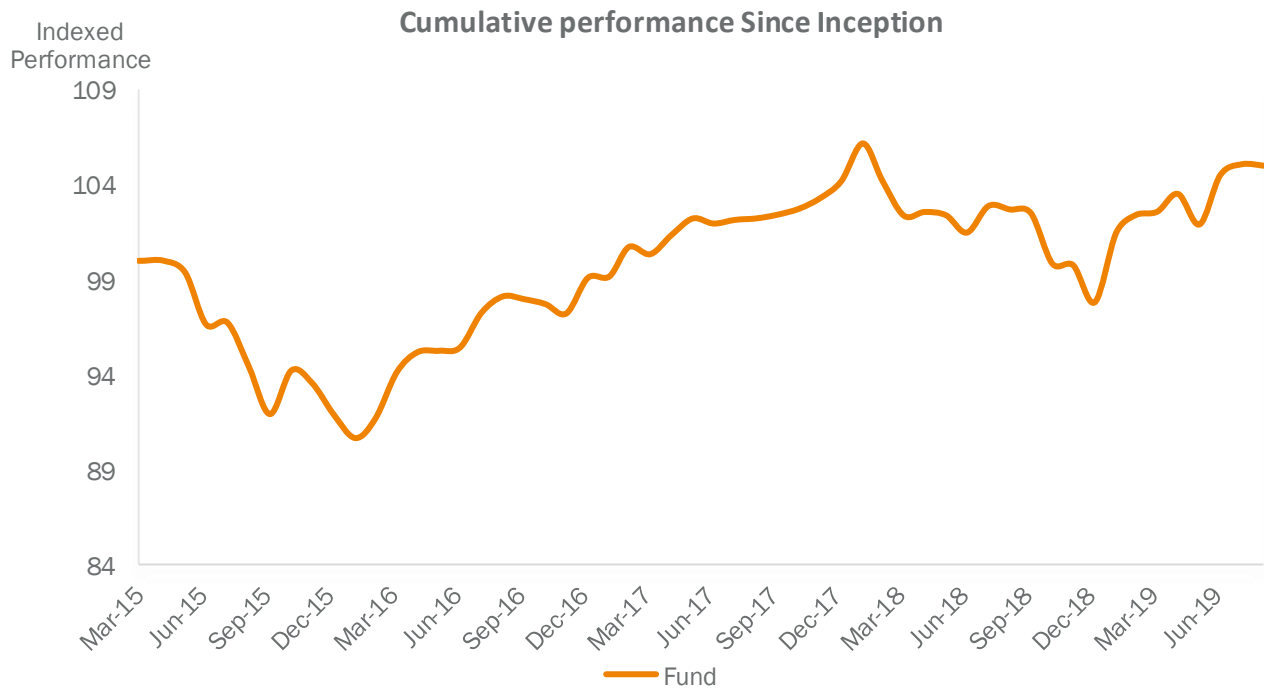
[^]Information extracted from the underlying Schroder International Selection Fund Global Multi-Asset Income. Source: Schroder Investment Manager (Singapore) Ltd.

Global Income Fund

Monthly Fund Factsheet
as of 31 August 2019

Fund performance

	1-month	3-month	6-month	1-year	3-year [^]	5-year [^]	10-year [^]	Since inception [^]
Global Income Fund	-0.07	3.04	2.54	2.25	2.28	N.A.	N.A.	1.11
Benchmark	N.A.	N.A.	N.A.	N.A.	N.A.	N.A.	N.A.	N.A.



The returns are calculated using bid-to-bid prices, in Singapore dollar terms, with dividends and distributions reinvested.

[^]Returns above one year are annualized. Past performance is not indicative of future performance. Fees & charges payable through deduction of premium or cancellation of units are excluded from this calculation.

Volatility

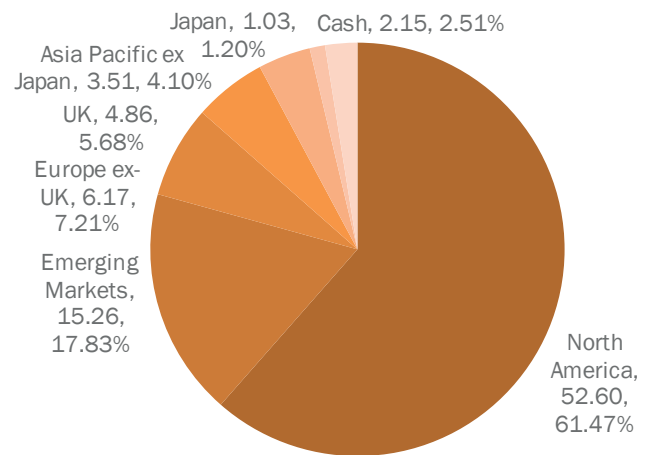
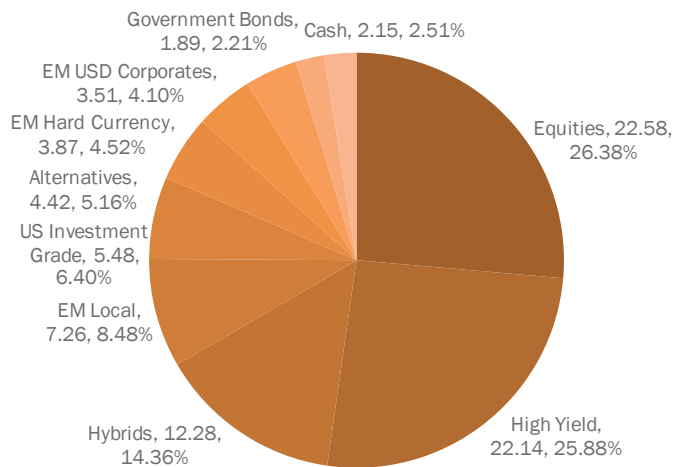
	3-year (annualised)
Global Income Fund	4.42

Calculated using bid-bid prices in Singapore Dollar terms, with dividends and distribution reinvested.

Global Income Fund

Monthly Fund Factsheet
as of 31 August 2019

Asset and country allocation as of 31 August 2019[^]



Important: Any differences in the total and percentage of the Net Asset figures are the result of rounding off. Amounts are in S\$ (mil).

[^]Information extracted from the underlying Schroder International Selection Fund Global Multi-Asset Income. Source: Schroder Investment Manager (Singapore) Ltd.

IMPORTANT NOTES

The Global Income Fund is an Investment-Linked Plan (ILP) fund issued by NTUC Income Insurance Co-operative Limited (Unique Entity Number No. S97CS0162D), a co-operative society registered in Singapore and having its registered address office at 75 Bras Basah Road, NTUC Income Centre, Singapore 189557. The information in this fund factsheet is for informational use only. A product summary relating to the fund is available and may be obtained through NTUC Income. A potential investor should read the product summary before deciding whether to subscribe for units in the fund. Investments are subject to investment risks including the possible loss of the principal amount invested. Past performance, as well as the prediction, projection or forecast on the economy, securities markets or the economic trends of the markets targeted by the fund are not necessarily indicative of the future or likely performance of the fund. The fund returns are calculated on the assumption that all dividends and distributions are reinvested, taking into account all charges which would have been payable upon such reinvestment. The performance of the fund is not guaranteed and the value of units in the fund and the income accruing to the units, if any, may fall or rise. Any opinion or estimate contained in this document is subject to change without notice.

[1] Effective 2 July 2018, the custodian of the sub-fund is The Bank of New York Mellon.

Information correct as of 31 August 2019

NTUC Income Insurance Co-operative Limited

Income Centre 75 Bras Basah Road Singapore 189557 • Tel: 6788 1777 • Fax: 6338 1500 • Email: csquery@income.com.sg • Website: www.income.com.sg

an NTUC Social Enterprise